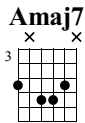


Major scale exercise, all 7 3NPS positions

Ascend in thirds, descend in sequence. Use alternate picking.

Standard tuning

Position 1 (Ionian pattern)



el.guit.

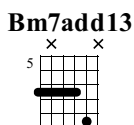
1 2 3

T
A
B

4 5 6

T
A
B

Position 2 (Dorian pattern)



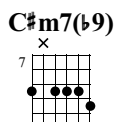
7 8 9

T
A
B

10 11 12

T
A
B

Position 3 (Phrygian pattern)



13 14 15

T
A
B

Musical notation for measures 16-18. Treble clef, key signature of two sharps (F# and C#). The notation shows a sequence of eighth notes across three measures. Below the staff is a TAB section with fingerings for the T, A, and B strings.

TAB: 10-13-11-10-13-11-9-13-11-9-11-9-12-11-9 | 12-11-9-12-11-9-11-9-9-12-11-9-12 | 11-9-12-10-9-12-10-9

Position 4 (Lydian pattern)

Dmaj7(#11)



Musical notation for measures 19-21. Treble clef, key signature of two sharps. The notation shows a sequence of eighth notes across three measures. Below the staff is a TAB section with fingerings for the T, A, and B strings.

TAB: 10-14-12-11-12-11-14-12-11-12-11-14-12-11 | 13-11-14-13-14-12-15-14-12-14-12-16-15-14-12-16 | 14-12-15-14-12-15-14-12-15-14-12-14-14

Musical notation for measures 22-24. Treble clef, key signature of two sharps. The notation shows a sequence of eighth notes across three measures. Below the staff is a TAB section with fingerings for the T, A, and B strings.

TAB: 12-14-13-12-14-13-11-14-13-11-13-11-11-14-12-11 | 14-12-11-14-12-11-12-11-11-14-12-11-14 | 12-11-12-11-11-14-12-10-14-12-10

Position 5 (Mixolydian pattern)

E7



Musical notation for measures 25-27. Treble clef, key signature of two sharps. The notation shows a sequence of eighth notes across three measures. Below the staff is a TAB section with fingerings for the T, A, and B strings.

TAB: 12-16-14-12-14-12-16-14-12-14-12-16-14-13-16 | 14-13-16-14-14-15-14-17-15-17-14-16-14-17-16-14-17 | 16-14-16-14-14-14-17-17-15-17-15-14-17-15-14-15-16

Musical notation for measures 28-30. Treble clef, key signature of two sharps. The notation shows a sequence of eighth notes across three measures. Below the staff is a TAB section with fingerings for the T, A, and B strings.

TAB: 14-16-14-16-14-13-16-14-13-14-13-13-16-14-13 | 16-14-12-16-14-12-14-12-12-16-14-12-16 | 14-12-14-12-12-16-14-12-16-14-12

Position 6 (Aeolian pattern)

F#m7



Musical notation for measures 31-33. Treble clef, key signature of two sharps (F# and C#). Measure numbers 31, 32, and 33 are indicated above the staff. The bass staff shows fingerings for the thumb (T), index (A), and middle (B) fingers.

Musical notation for measures 34-36. Treble clef, key signature of two sharps (F# and C#). Measure numbers 34, 35, and 36 are indicated above the staff. The bass staff shows fingerings for the thumb (T), index (A), and middle (B) fingers.

Position 7 (Locrian pattern)

G#°



Musical notation for measures 37-39. Treble clef, key signature of two sharps (F# and C#). Measure numbers 37, 38, and 39 are indicated above the staff. The bass staff shows fingerings for the thumb (T), index (A), and middle (B) fingers.

Musical notation for measures 40-42. Treble clef, key signature of two sharps (F# and C#). Measure numbers 40, 41, and 42 are indicated above the staff. The bass staff shows fingerings for the thumb (T), index (A), and middle (B) fingers.